



2021 Space Survey Data – Summary Report by Division

Facilities Planning & Capital Projects
Space Management

Census Date 10/31/2021

Division 120000 - Academic Affairs-Provost

Division Admin Cynthia Jackson-Elmoore, Provost

Summary of Division Space

Total Number of Buildings	203
Total Number of Rooms	3,315
Total Assignable Square Footage (ASF)	1,706,835

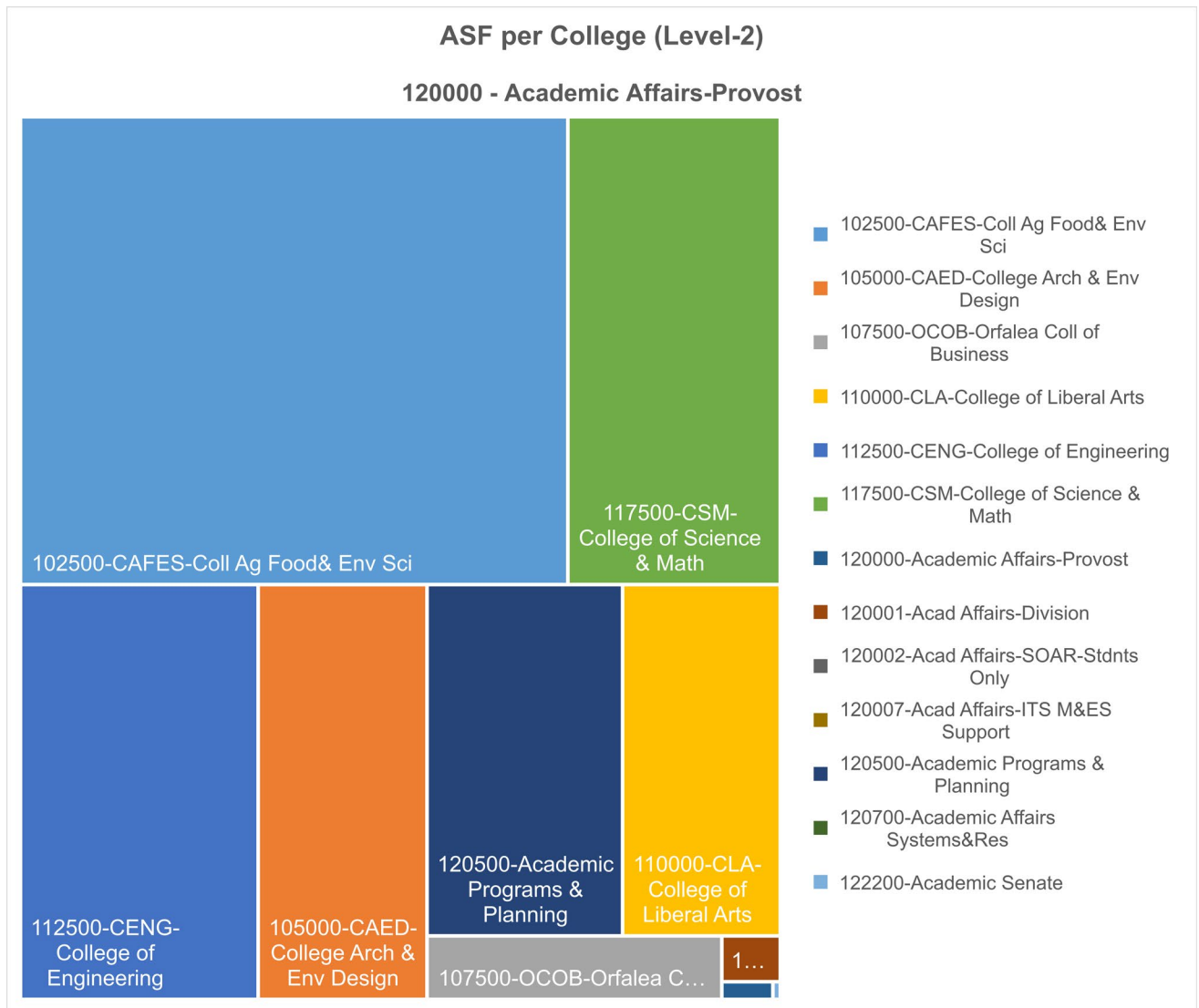


Chart 1: ASF per Department & Room Type

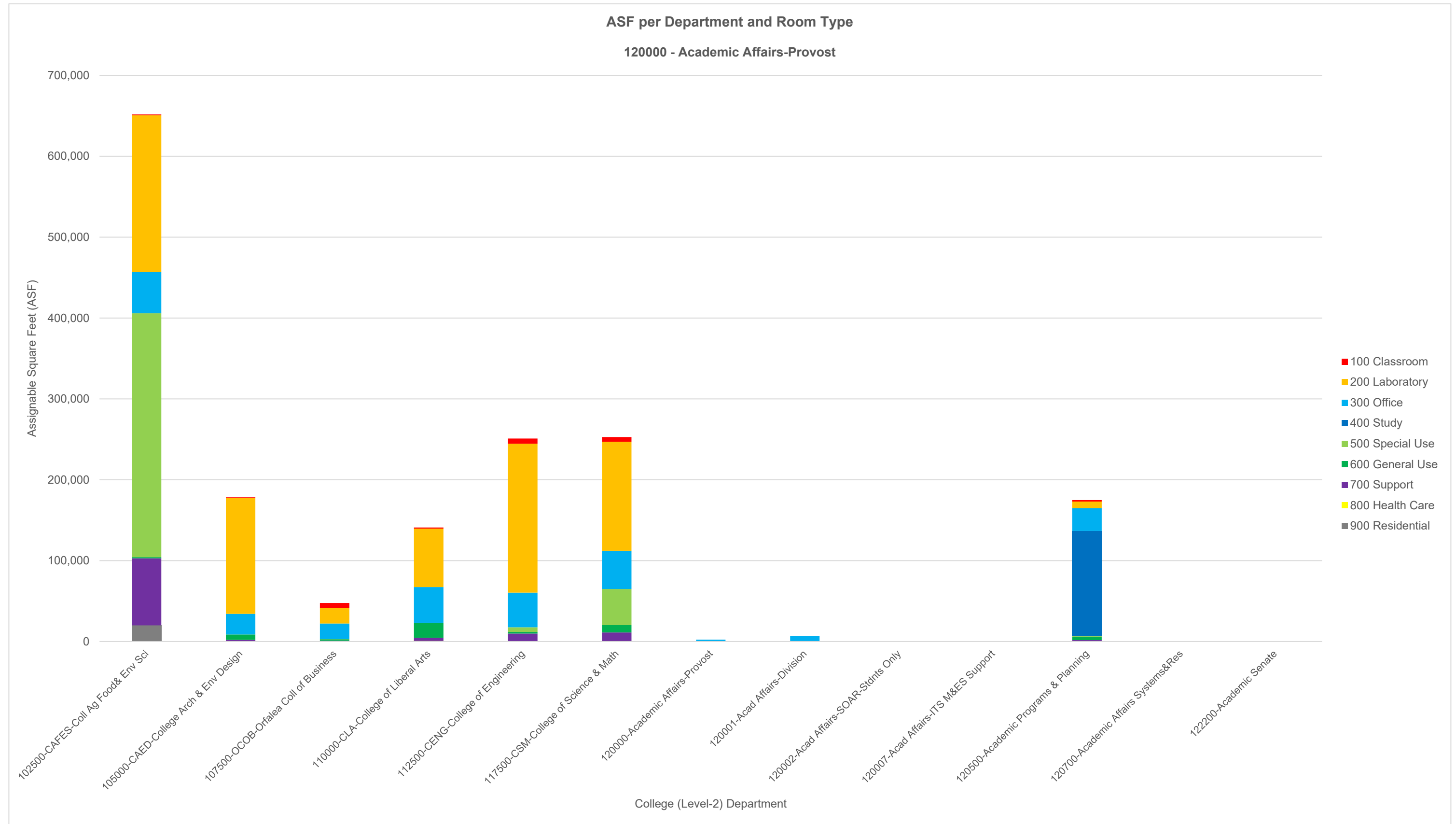


Table 1: ASF per Department & Room Type

College (Level-2)	100 Classroom		200 Laboratory		300 Office		400 Study		500 Special Use		600 General Use		700 Support		800 Health Care		900 Residential		TOTAL	
	ASF	# of Rooms	ASF	# of Rooms	ASF	# of Rooms	ASF	# of Rooms	ASF	# of Rooms	ASF	# of Rooms	ASF	# of Rooms	ASF	# of Rooms	ASF	# of Rooms	ASF	# of Rooms
102500-CAFES-Coll Ag Food& Env Sci	897	1	193,754	264	51,272	292	-	-	301,504	97	1,431	6	82,819	95	-	-	20,016	113	651,693	868
105000-CAED-College Arch & Env Design	1,122	1	143,001	130	25,483	144	-	-	-	-	6,744	5	2,000	16	-	-	-	-	178,350	296
107500-OCOB-Orfalea Coll of Business	6,241	7	19,079	25	19,374	138	-	-	107	1	1,980	4	843	5	-	-	-	-	47,624	180
110000-CLA-College of Liberal Arts	1,290	2	72,366	126	44,449	322	-	-	-	-	18,297	18	3,881	2	678	4	-	-	140,961	474
112500-CENG-College of Engineering	6,379	7	184,198	243	42,892	282	-	-	5,691	11	2,029	4	9,817	42	-	-	-	-	251,006	589
117500-CSM-College of Science & Math	5,784	10	134,806	233	47,281	354	-	-	44,737	36	9,056	9	11,167	45	-	-	-	-	252,831	687
120000-Academic Affairs-Provost	-	-	-	-	2,297	11	-	-	-	-	-	-	-	-	-	-	-	-	2,297	11
120001-Acad Affairs-Division	-	-	-	-	6,276	35	-	-	554	1	-	-	-	-	-	-	-	-	6,830	36
120002-Acad Affairs-SOAR-Stdnts Only	-	-	-	-	-	-	-	-	-	-	-	-	-	-	-	-	-	-	-	-
120007-Acad Affairs-ITS M&ES Support	-	-	-	-	-	-	-	-	-	-	-	-	-	-	-	-	-	-	-	-
120500-Academic Programs & Planning	1,803	3	8,359	9	28,052	75	130,072	64	590	2	4,337	9	1,702	10	-	-	-	-	174,915	172
120700-Academic Affairs Systems&Res	-	-	-	-	-	-	-	-	-	-	-	-	-	-	-	-	-	-	-	-
122200-Academic Senate	-	-	-	-	328	2	-	-	-	-	-	-	-	-	-	-	-	-	328	2
TOTAL	23,516	31	755,563	1,030	267,704	1,655	130,072	64	353,183	148	43,874	55	112,229	215	678	4	20,016	113	1,706,835	3,315

Chart 2: ASF per Building & Department

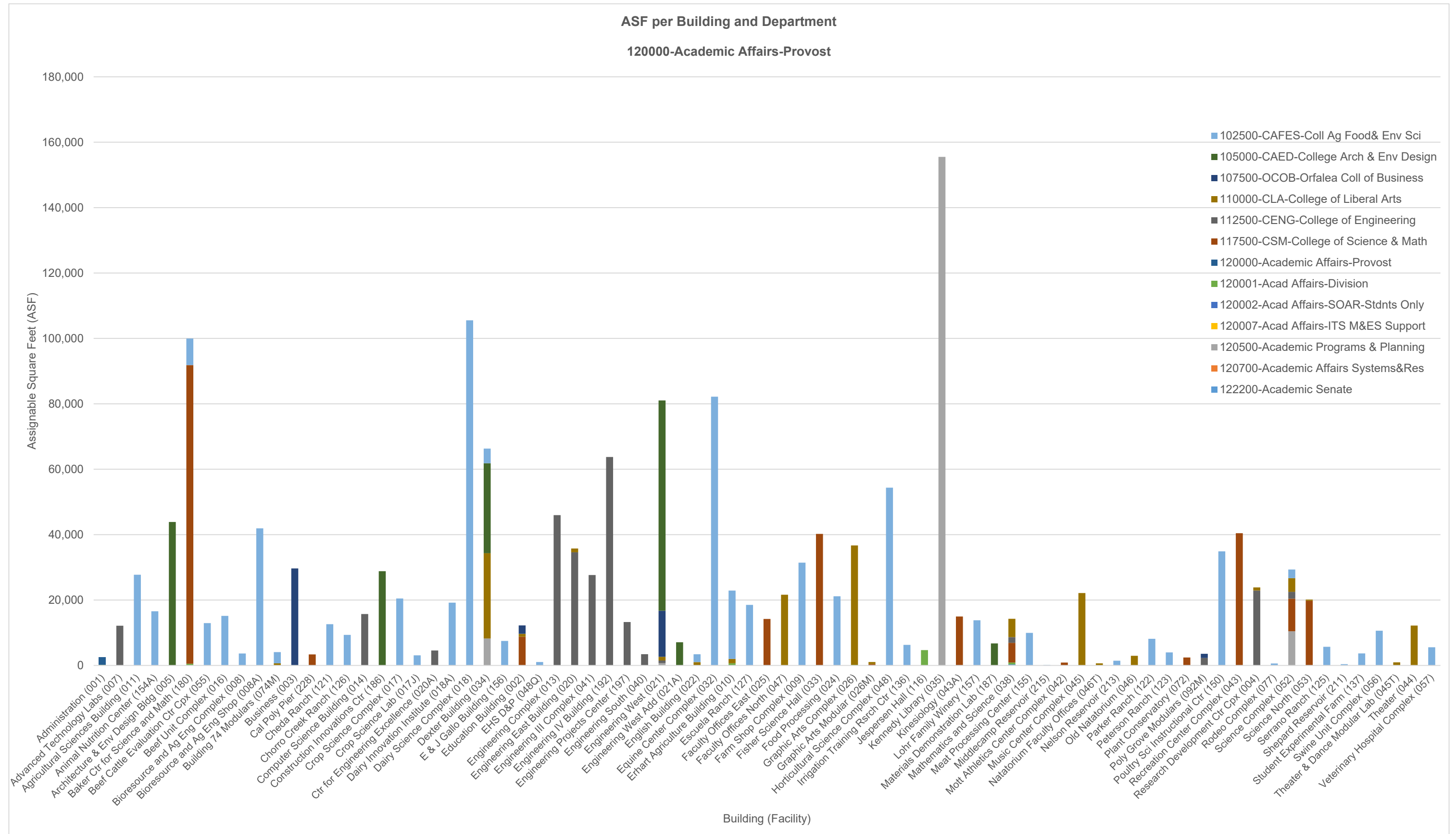


Chart 3: ASF per Building & Room Type

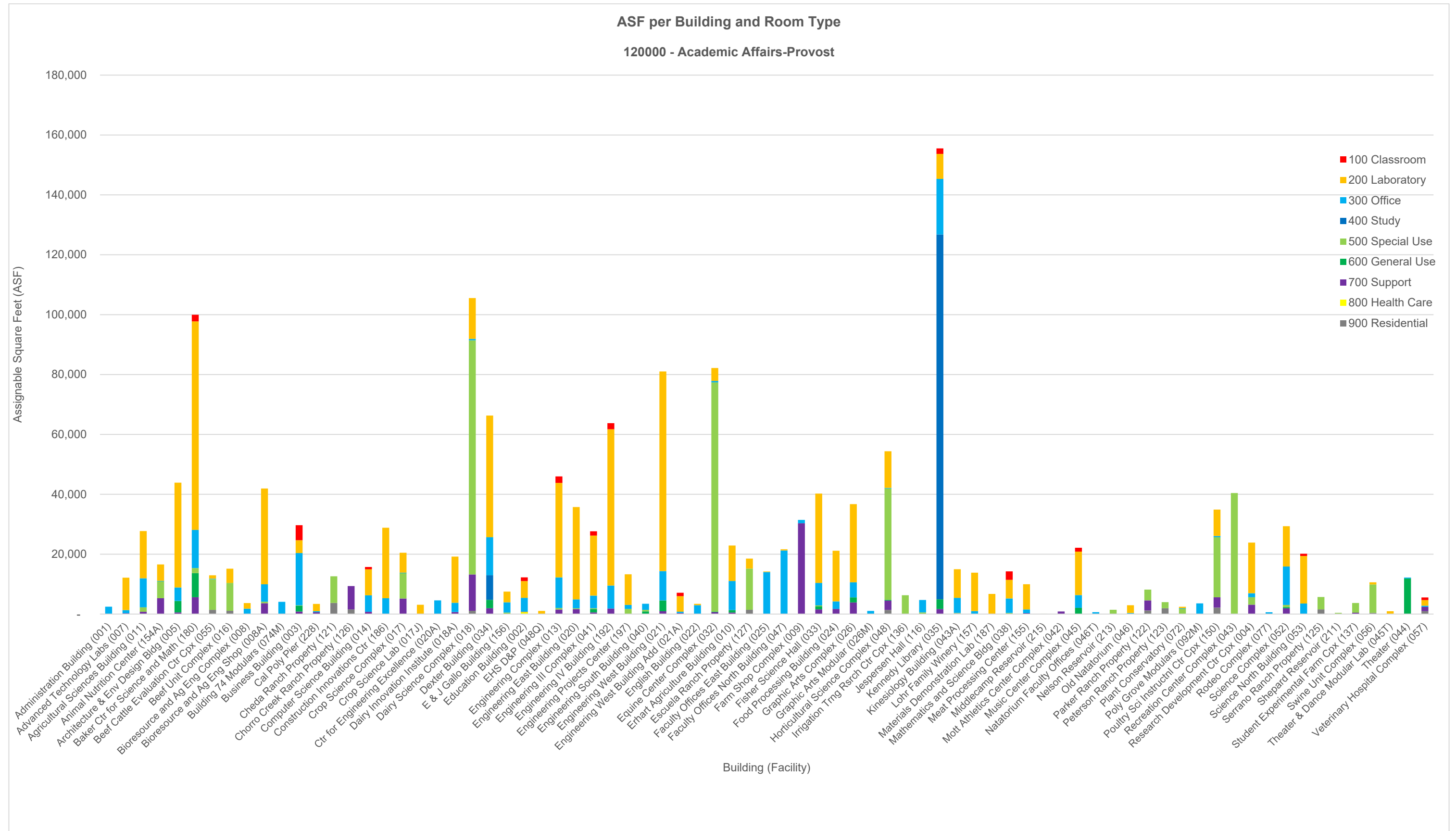


Table 3: ASF per Building & Room Type

Building (Facility)	100 Classroom		200 Laboratory		300 Office		400 Study		500 Special Use		600 General Use		700 Support		800 Health Care		900 Residential		TOTAL		
	ASF	# of Rooms	ASF	# of Rooms	ASF	# of Rooms	ASF	# of Rooms	ASF	# of Rooms	ASF	# of Rooms	ASF	# of Rooms	ASF	# of Rooms	ASF	# of Rooms	ASF	# of Rooms	
Administration Building (001)	-	-	-	-	2,454	12	-	-	-	-	-	-	-	-	-	-	-	-	2,454	12	
Advanced Technology Labs (007)	-	-	10,808	18	1,045	5	-	-	-	-	-	-	285	1	-	-	-	-	-	12,138	24
Agricultural Sciences Building (011)	-	-	15,791	26	9,885	68	-	-	1,479	3	-	-	775	5	-	-	-	-	27,730	102	
Animal Nutrition Center (154A)	-	-	5,473	2	175	1	-	-	5,652	1	-	-	5,276	3	-	-	-	-	16,576	7	
Architecture & Env Design Bldg (005)	-	-	35,001	35	4,492	22	-	-	-	-	3,838	3	554	3	-	-	-	-	43,885	63	
Baker Ctr for Science and Math (180)	2,205	6	69,638	90	12,750	98	-	-	1,700	5	8,037	8	5,630	23	-	-	-	-	99,960	230	
Beef Cattle Evaluation Ctr Cpx (055)	-	-	1,135	2	168	1	-	-	10,229	2	-	-	-	-	-	-	1,420	1	12,952	6	
Beef Unit Complex (016)	-	-	4,759	1	-	-	-	-	9,302	1	-	-	-	-	-	-	1,104	17	15,165	19	
Bioresource and Ag Eng Complex (008)	-	-	1,865	3	1,693	11	-	-	-	-	-	-	99	2	-	-	-	-	3,657	16	
Bioresource and Ag Eng Shop (008A)	-	-	31,983	29	5,817	29	-	-	499	1	-	-	3,624	13	-	-	-	-	41,923	72	
Building 74 Modulares (074M)	-	-	-	-	4,015	33	-	-	-	-	-	-	62	1	-	-	-	-	4,077	34	
Business Building (003)	5,000	6	4,293	4	17,444	123	-	-	107	1	1,980	4	843	5	-	-	-	-	29,667	143	
Cal Poly Pier (228)	-	-	2,437	9	345	1	-	-	-	-	-	-	605	3	-	-	-	-	3,387	13	
Cheda Ranch Property (121)	-	-	-	-	-	-	-	-	8,902	6	-	-	-	-	-	-	3,714	33	12,616	39	
Chorro Creek Ranch Property (126)	-	-	-	-	-	-	-	-	-	-	-	-	7,794	3	-	-	1,560	12	9,354	15	
Computer Science Building (014)	767	1	8,707	12	5,498	39	-	-	-	-	-	-	755	2	-	-	-	-	15,727	54	
Construction Innovations Ctr (186)	-	-	23,533	18	5,289	32	-	-	-	-	-	-	-	-	-	-	-	-	28,822	50	
Crop Science Complex (017)	-	-	6,651	12	180	1	-	-	8,459	5	-	-	5,194	6	-	-	-	-	20,484	24	
Crop Science Lab (017J)	-	-	3,093	10	-	-	-	-	-	-	-	-	-	-	-	-	-	-	3,093	10	
Ctr for Engineering Excellence (020A)	-	-	-	-	4,565	35	-	-	-	-	-	-	-	-	-	-	-	-	4,565	35	
Dairy Innovation Institute (018A)	-	-	15,412	28	3,105	11	-	-	-	-	-	-	678	4	-	-	-	-	19,195	43	
Dairy Science Complex (018)	-	-	13,625	10	486	3	-	-	78,207	6	-	-	12,131	4	-	-	1,092	2	105,541	25	
Dexter Building (034)	-	-	40,629	43	12,699	80	8,242	5	-	-	2,800	4	1,938	7	-	-	-	-	66,308	139	
E & J Gallo Building (156)	-	-	3,558	10	3,432	4	-	-	500	1	-	-	-	-	-	-	-	-	7,490	15	
Education Building (002)	1,241	1	5,606	8	4,583	31	-	-	-	-	-	-	145	1	678	4	-	-	12,253	45	
EHS D&P (048Q)	-	-	1,040	2	-	-	-	-	-	-	-	-	-	-	-	-	-	-	1,040	2	
Engineering Complex (013)	2,141	2	31,556	38	10,233	71	-	-	514	1	-	-	1,514	5	-	-	-	-	45,958	117	
Engineering East Building (020)	-	-	30,838	36	2,999	9	-	-	241	1	-	-	1,673	5	-	-	-	-	35,751	51	
Engineering III Complex (041)	1,439	2	20,047	35	4,199	28	-	-	280	2	1,132	3	548	1	-	-	-	-	27,645	71	
Engineering IV Building (192)	2,032	2	52,178	60	7,888	45	-	-	-	-	-	-	1,852	5	-	-	-	-	63,750	112	
Engineering Projects Center (197)	-	-	10,236	10	1,336	4	-	-	1,643	3	-	-	61	1	-	-	-	-	13,276	18	
Engineering South Building (040)	-	-	-	-	2,023	13	-	-	517	1	897	1	-	-	-	-	-	-	3,437	15	
Engineering West Building (021)	-	-	66,676	67	9,800	58	-	-	-	-	3,600	4	954	5	-	-	-	-	81,030	134	
Engineering West Building Add (021A)	1,122	1	5,190	9	435	3	-	-	-	-	-	-	357	4	-	-	-	-	7,104	17	
English Building (022)	-	-	454	2	2,967	19	-	-	-	-	-	-	-	-	-	-	-	-	3,421	21	
Equine Center Complex (032)	-	-	4,316	4	488	4	-	-	76,566	17	170	1	602	4	-	-	45	1	82,187	31	
Erhart Agriculture Building (010)	-	-	11,850	18	9,712	55	-	-	-	-	824	3	515	4	-	-	-	-	22,901	80	
Escuela Ranch Property (127)	-	-	3,336	1	-	-	-	-	13,749	5	-	-	-	-	-	-	1,440	1	18,525	7	
Faculty Offices East Building (025)	-	-	207	1	13,902	119	-	-	-	-	-	-	120	3	-	-	-	-	14,229	123	
Faculty Offices North Building (047)	-	-	376	1	21,260	185	-	-	-	-	-	-	-	-	-	-	-	-	21,636	186	
Farm Shop Complex (009)	-	-	-	-	1,119	9	-	-	-	-	-	-	30,321	8	-	-	-	-	31,440	17	
Fisher Science Hall (033)	-	-	29,821	73	7,548	51	-	-	294	1	1,019	1	1,554	6	-	-	-	-	40,236	132	
Food Processing Building (024)	-	-	16,925	29	2,502	11	-	-	-	-	-	-	1,724	5	-	-	-	-	21,151	45	
Graphic Arts Complex (026)	-	-	26,106	36	5,035	29	-	-	-	-	1,688	2	3,881	2	-	-	-	-	36,710	69	
Graphic Arts Modular (026M)	-	-	-	-	1,056	10	-	-	-	-	-	-	-	-	-	-	-	-	1,056	10	
Horticultural Science Complex (048)	-	-	12,235	12	205	2	-	-	37,167	19	276	1	3,095	8	-	-	1,386	1	54,364	43	
Irrigation Trng Rsrch Ctr Cpx (136)	-	-	-	-	-	-	-	-	6,294	5	-	-	-	-	-	-	-	-	6,294	5	
Jespersen Hall (116)	-	-	-	-	4,134	25	-	-	554	1	-	-	-	-	-	-	-	-	4,688	26	
Kennedy Library (035)	1,803	3	8,359	9	18,588	50	121,830	59	-	-	3,232	6	1,702	10	-	-	-	-	155,514	137	
Kinesiology Building (043A)	-	-	9,542	19	5,052	38	-	-	169	1	-	-	203	1	-	-	-	-	14,966	59	
Lohr Family Winery (157)	-	-	12,838	12	987	4	-	-	-	-	-	-	-	-	-	-	-	-	13,825	16	
Materials Demonstration Lab (187)	-	-	6,729	8	-	-	-	-	-	-	-	-	-	-	-	-	-	-	6,729	8	
Mathematics and Science Bldg (038)	2,836	3	6,234	10	4,813	26	-	-	328	1	-	-	58	1	-	-	-	-	14,269	41	
Meat Processing Center (155)	-	-	8,408	18	1,248	5	-	-	-	-	-	-	301	2	-	-	-	-	9,957	25	
Middlecamp Reservoir (215)	-	-	-	-	-	-	-	-	144	1	-	-	-	-	-	-	-	-	144	1	
Mott Athletics Center Complex (042)	-	-	-	-	-	-	-	-	-	1	-	-	874	1	-	-	-	-	874	2	
Music Center Complex (045)	1,290	2	14,510	30	4,270	23	-	-	-	-	2,081	5	-	-	-	-	-	-	22,151	60	
Natorium Faculty Offices (046T)	-	-	-	-	648	4	-	-	-	-	-	-	-	-	-	-	-	-	648	4	
Nelson Reservoir (213)	-	-	-	-	-	-	-	-	1,440	2	-	-	-	-	-	-	-	-	1,440	2	
Old Natatorium (046)	-	-	2,607	4	353	3	-	-	-	-	-	-	-	-	-	-	-	-	2,960	7	
Parker Ranch Property (122)	-	-	-	-	-	-	-	-	3,578	1	-	-	3,370	2	-	-	1,208	8	8,156	11	
Peterson Ranch Property (123)	-	-	-	-	-	-	-	-	2,022	2	-	-	-	-	-	-	1,959	19	3,981	21	
Plant Conservatory (072)	-	-	488	1	186	2	-	-	1,753	6	-	-	-	-	-	-	-	-	2,427	9	
Poly Grove Modulares (092M)	-	-	-	-	3,575	33	-	-	-	-	-	-	-	-	-	-	-	-	3,575	33	
Poultry Sci Instructl Ctr Cpx (150)	-	-	8,813	17	417	2	-	-	20,068	7	-	-	3,445	4	-	-	2,159	2	34,902	32	
Recreation Center Complex (043)	-	-	-	-	-	-	-	-	40,368	20	-	-	63	1	-	-	-	-	40,431	21	
Research Development Ctr Cpx (004)	-	-	16,914	32	1,326	9	-	-	2,496	3	-	-	3,129	22	-	-	-	-	23,865	66	
Rodeo Complex (077)	-	-	-	-	600	2	-	-	-	-	-	-	-	-	-	-	-	-	600	2	
Science Complex (052)	-	-	13,468	31	12,825	41	-	-	715	3	411	1	1,921	4	-	-	-	-	29,340	80	
Science North Building (053)	743	1	15,891	27	3,402	18	-	-	-	-	-	-	101	2	-	-	-	-	20,137	48	
Serrano Ranch Property (125)	-	-	-	-	-	-	-	-	4,136	1	-	-	-	-	-	-	1,560	12	5,696	13	
Shepard Reservoir (211)	-	-	-	-	-	-	-	-	401	1	-	-	-	-	-	-	-	-	401	1	
Student Experimental Farm Cpx (137)	-	-	-	-	-	-	-	-	3,221	4	-	-	465	1	-	-	-	-	3,686	5	
Swine Unit Complex (056)	-	-	717	1	-	-	-	-	9,489	6	-	-	-	-	-	-	409	3	10,615	10	
Theater & Dance Modular Lab (045T)	-	-	805	2	138	1	-	-	-	-	-	-	-	-	-	-	-	-	943	3	
Theater (044)	-	-	-	-	309	1	-	-	-	-	11,889	8	-	-	-	-	-	-	12,198	9	
Veterinary Hospital Complex (057)	897	1	1,856	5	406	3	-	-	-	-	-	-	1,438	12	-	-	960	1	5,557	22	
TOTAL	23,516	31	752,185	1,022	266,851	1,650	130,072	64	340,473	138	31,985	47	110,326	202	678	4	18,647	109	1,706,835	3,315	